

# User Guide

## FORTANIX DATA SECURITY MANAGER SAAS – SIGN UP

VERSION 1.0

---

**TABLE OF CONTENTS**

<b>1.0</b>	<b>INTRODUCTION .....</b>	<b>2</b>
<b>2.0</b>	<b>FORTANIX DATA SECURITY MANAGER SAAS FREE TRIAL .....</b>	<b>2</b>
2.1	Sign Up for a Free Trial .....	2
2.2	Verifying the Email Address .....	5
2.3	Log in to Fortanix DSM SaaS.....	6
2.4	Updating the Email Address .....	7
<b>3.0</b>	<b>SUBSCRIPTION RENEWAL .....</b>	<b>9</b>
<b>4.0</b>	<b>DOCUMENT INFORMATION .....</b>	<b>11</b>
4.1	Document Location .....	11
4.2	Document Updates .....	11

## 1.0 INTRODUCTION

This article describes how to sign up for a free trial and get started with Fortanix Data Security Manager (DSM) Software as a Service (SaaS).

Fortanix DSM SaaS is the world's first cloud service secured with Intel® SGX. With Fortanix DSM SaaS, you can securely generate, store, and use cryptographic keys and certificates, as well as other secrets such as passwords, API keys, tokens, or any blob of data. Your business-critical applications and containers can integrate with Fortanix DSM SaaS using legacy cryptographic interfaces or using the native Fortanix DSM SaaS RESTful interface.

Fortanix DSM SaaS uses built-in cryptography in Intel Xeon® CPUs to help protect the customer's keys and data from all external agents, reducing the system complexity greatly by removing reliance on characteristics of the physical boxes. Intel SGX enclaves prevent access to customer's keys or data by Fortanix or any other cloud service provider.

## 2.0 FORTANIX DATA SECURITY MANAGER SAAS FREE TRIAL

Fortanix offers a free trial for Fortanix DSM SaaS. Set up a free trial to access the Fortanix DSM portal and secure your key management and cryptography services on a cloud-neutral platform.

### 2.1 SIGN UP FOR A FREE TRIAL

Perform the following steps to sign up for a free trial on Fortanix DSM SaaS application:

1. Go to the Fortanix website using URL: <https://www.fortanix.com>.
2. Click the **Platform** tab and select the **Fortanix Data Security Manager™** option.

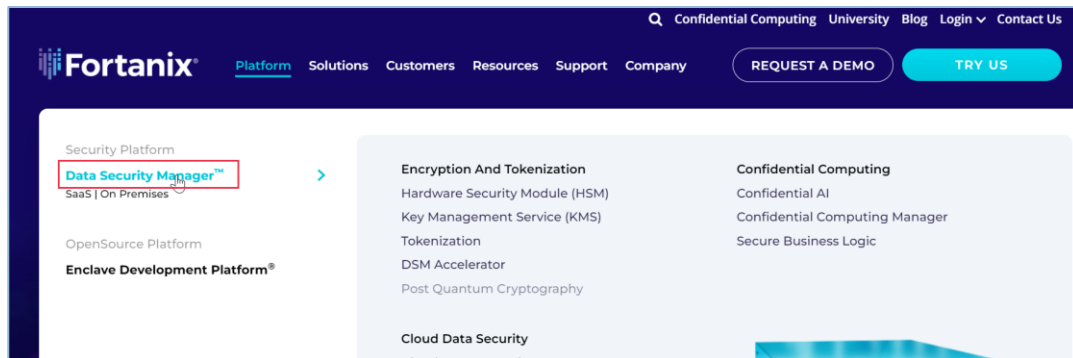


FIGURE 1: FORTANIX DSM SAAS

3. Scroll down to **Choose from Two SaaS Offering** section and select the offering that suits your requirement.

- **Explorer Tier:** This is ideal for enterprises with selective use cases and small-sized teams who are beginning their data security, privacy, and compliance journey. You can choose from five curated solutions. Click **GET STARTED** to sign up for the Explorer Tier.



**NOTE:** The Explore tier is **Free** and includes basic support, the ability to open support tickets, and get updates and fixes. Users are free to use the product within the bound limits of the use cases. For more details about this tier, refer to the announcement [here](#).

- **Enterprise Tier:** This is ideal for businesses of any size looking to scale with a full set of industry-leading data security capabilities. Click **START 30-DAY FREE TRIAL** to sign up for the Enterprise Tier.



**NOTE:** The Enterprise tier comes with a **30-day free trial**.

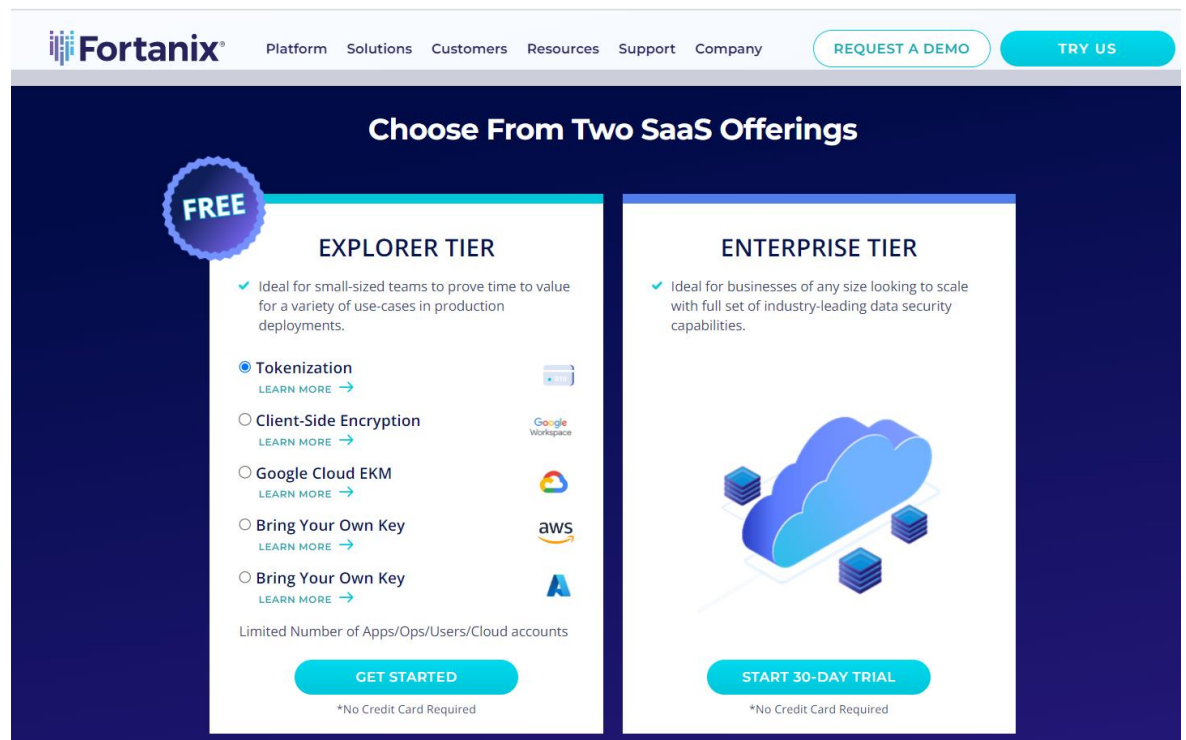


FIGURE 2: FORTANIX DSM SAAS OFFERINGS

4. In the **SIGN UP FOR EXPLORE/ENTERPRISE TIER** form, fill the required user information:
- First name** and **Last name**

- b. **Email:** Enter your work email.
  - c. **Phone number**
  - d. **Country**
  - e. **Region**
  - f. **Select the service:**
    - If you want to try the Explorer tier, select any one of the services that you require (Tokenization, Google Cloud External Key Management, Google Workspace Client-Side Encryption, BYOK on AWS, BYOK on Azure).
    - If you want to try the Enterprise tier, select the option **30-day Free Trial (All Services)**.
  - g. You can optionally select the checkboxes:
    - **Schedule a demo – See Fortanix DSM SaaS in action!**
    - **I agree to receive other communications from Fortanix.**
5. Click **GET STARTED**.
  6. You will now be taken to the Fortanix DSM SaaS signup page.
  7. On the signup page, the **Business Email address, First name, and Last name** fields will be automatically filled based on the details you provided in the Get started/Start your 30-day free trial form.
  8. Create a new password and retype the same.
  9. Select the check box **I agree to Terms and Conditions**.
  10. Click **SIGN UP** to complete the sign-up procedure.

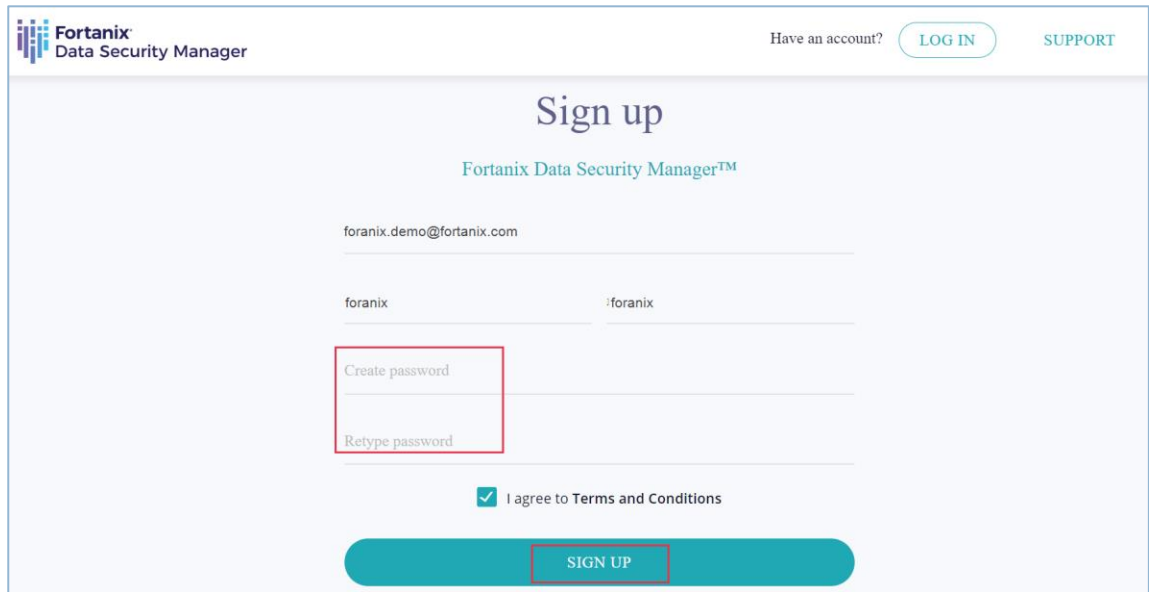


FIGURE 3: SIGN UP FORM

## 2.2 VERIFYING THE EMAIL ADDRESS

This section describes the steps to verify your email address after sign up. Perform the following steps:

1. After you click the **SIGN UP** button, an email will be sent to your registered email ID.
2. Go to your mail account and click the link in the verification email to confirm your address and activate your account.

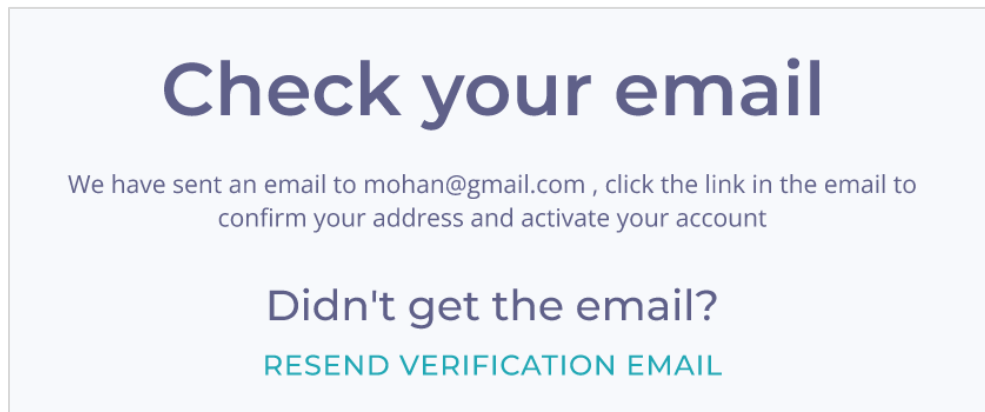


FIGURE 4: VERIFY EMAIL PAGE

In case you have not received the email, then click the link **RESEND VERIFICATION EMAIL** link.

### 2.3 LOG IN TO FORTANIX DSM SAAS

After you sign up and verify your email address, you will get an email about the successful registration.

Perform the following steps to log in to the Fortanix DSM:

1. Go to URL: <https://smartkey.io/> and log in using your new credentials.

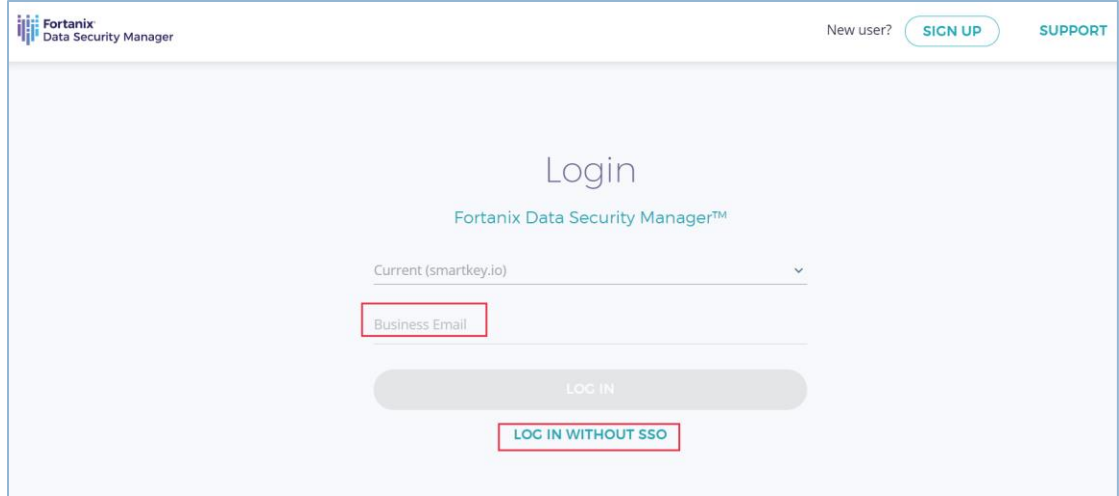


FIGURE 5: LOG IN TO DSM

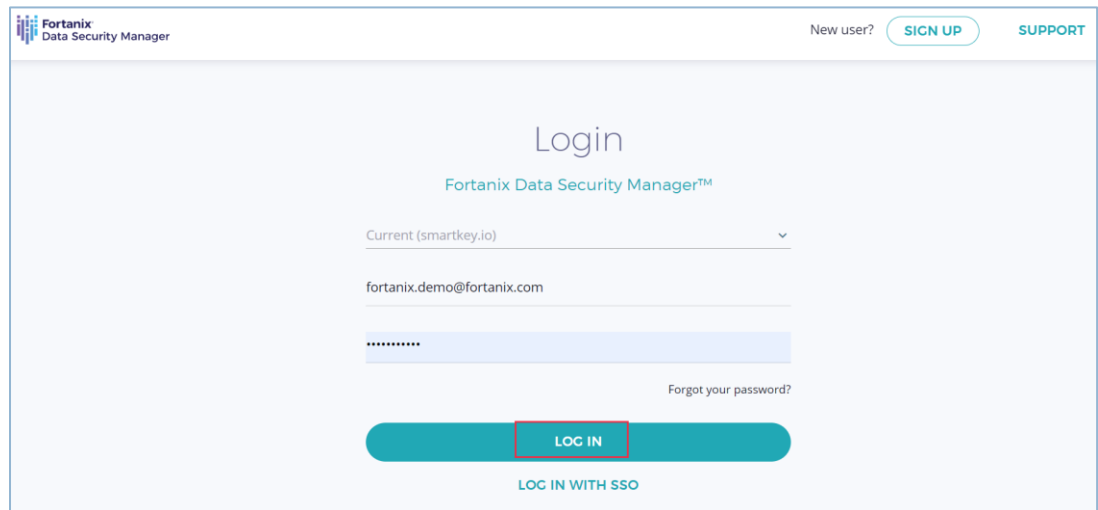


FIGURE 6: SIGN IN

Once logged in, you can create a new account, or accept an invitation to join another account. After entering an account, you can view and manage groups, users, applications, and security objects belonging to the account. *For more details on how to get started with Fortanix DSM SaaS, refer to the [Getting Started Guide](#).*

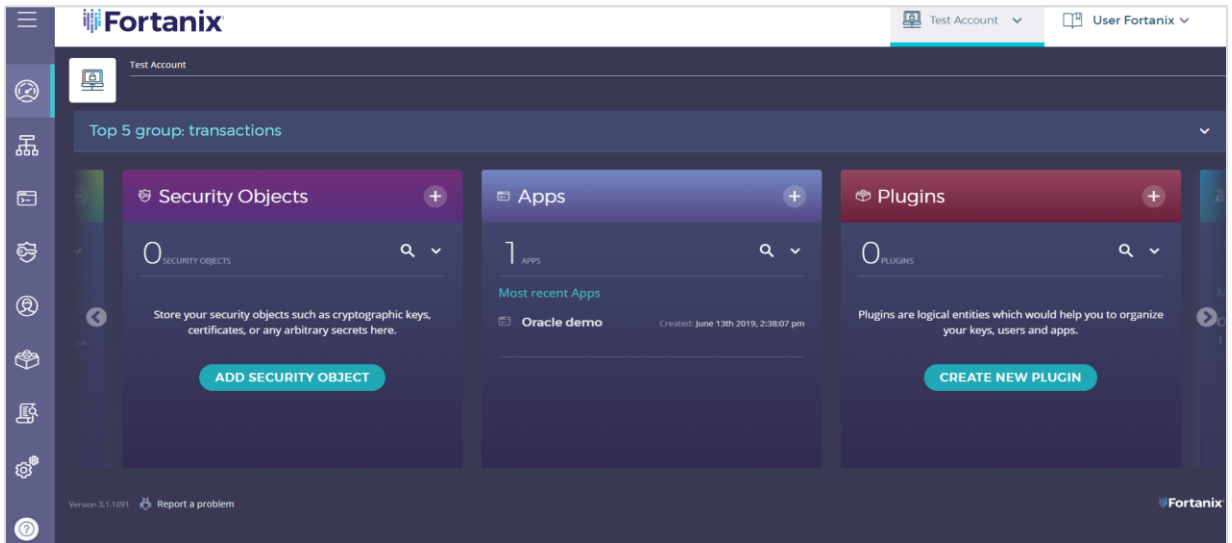


FIGURE 7: DASHBOARD VIEW

## 2.4 UPDATING THE EMAIL ADDRESS

After you log in to Fortanix DSM SaaS and enter an account, you can also update your existing email address if required.

Perform the following steps to update the email address:

1. Navigate to your **Username > My profile**.

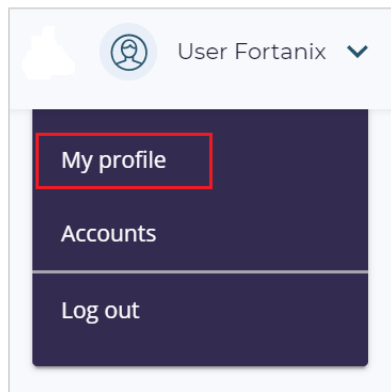
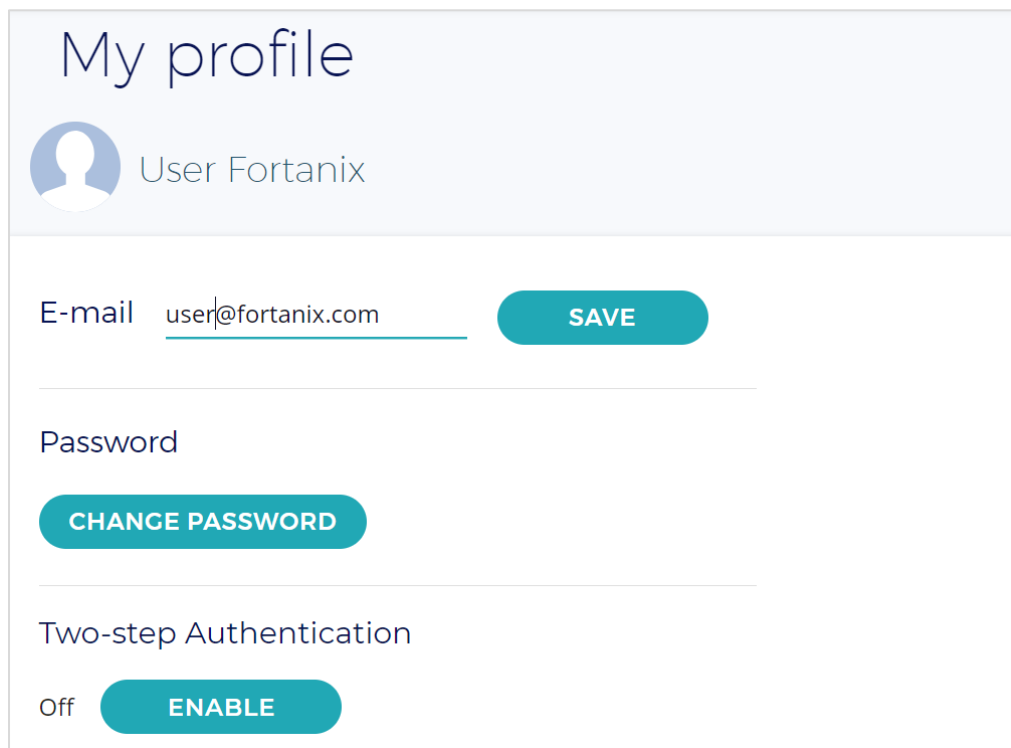



FIGURE 8: USER DROP DOWN MENU

2. Click the **Edit** icon and type the new email ID.





My profile

 User Fortanix

E-mail  [SAVE](#)

Password

[CHANGE PASSWORD](#)

Two-step Authentication

Off [ENABLE](#)

**FIGURE 9: MY PROFILE PAGE**

3. Click the **SAVE** button to confirm the new email ID. You will get a verification email to confirm the new email ID.
4. Go to your mail account and click the link in the verification email to confirm your updated email address and activate your account.

The email ID is updated successfully.

### 3.0 SUBSCRIPTION RENEWAL

When your 30 days free trial for Fortanix DSM SaaS expires, you can renew the subscription from the Fortanix DSM SaaS UI.

Perform the following steps:

1. In the Fortanix DSM UI, go to the **Settings** and click the **SUBSCRIPTION** tab.
2. On the *Current Subscription Plan* page, click the **CHANGE** button to renew the subscription.

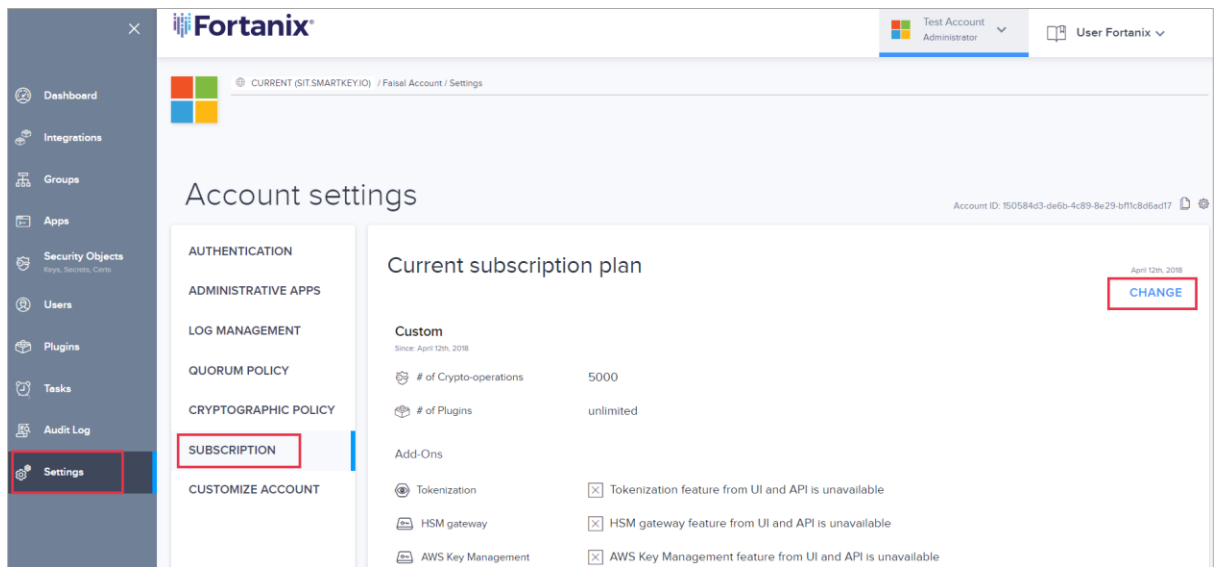


FIGURE 10: RENEW SUBSCRIPTION

3. In the *Plan Change Request* dialog box, click the **SEND REQUEST** button to submit the renewal request.

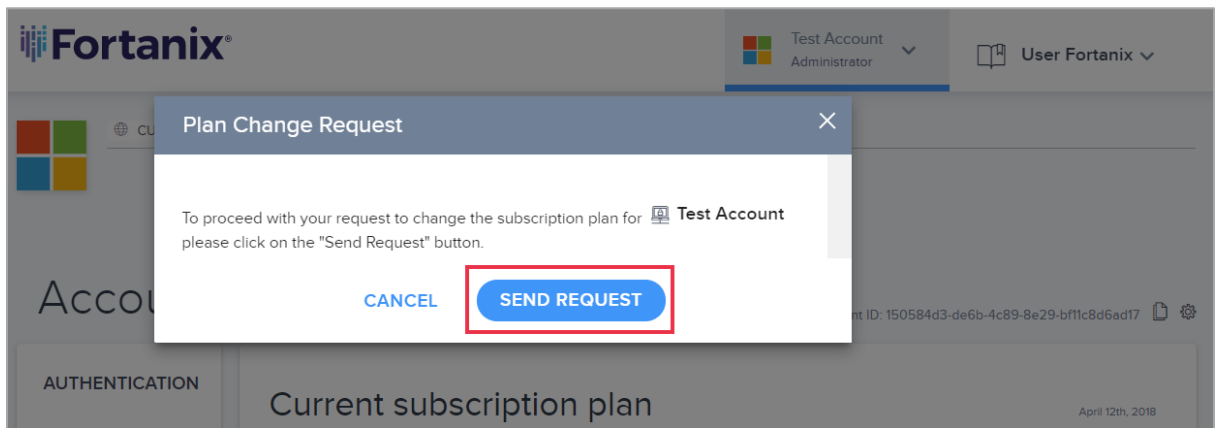


FIGURE 11: SUBMIT REQUEST

4. After submission, the Fortanix Customer Service team will be informed about the subscription change request. Changes to the subscription will be reflected on the Fortanix DSM SaaS System Administrator portal.

You can alternatively contact the Fortanix Customer Service team at [customer-service@fortanix.com](mailto:customer-service@fortanix.com) for follow-up.

## 4.0 DOCUMENT INFORMATION

---

### 4.1 DOCUMENT LOCATION

The latest published version of this document is located at the URL:

<https://support.fortanix.com/hc/en-us/articles/4403985550228-User-s-Guide-Sign-Up-for-Fortanix-Data-Security-Manager-SaaS>

---

### 4.2 DOCUMENT UPDATES

This document will typically be updated on a periodic review and update cycle.

For any urgent document updates, please send an email to: [support@fortanix.com](mailto:support@fortanix.com)

2017 – 2022 Fortanix, Inc. All Rights Reserved.

Fortanix® and the Fortanix logo are registered trademarks or trade names of Fortanix, Inc.

All other trademarks are the property of their respective owners.

**NOTICE:** This document was produced by Fortanix, Inc. (Fortanix) and contains information which is proprietary and confidential to Fortanix. The document contains information that may be protected by patents, copyrights, and/or other IP laws. If you are not the intended recipient of this material, please destroy this document and inform [info@fortanix.com](mailto:info@fortanix.com) immediately.

